








# BRIDGELAND PARKLAND VILLAGE SECTION 44 FENCING LAYOUT

FENCING LEGEND:	
	6' HT. DOUBLE SIDED WOOD FENCE
	5' HT. TUBE STEEL STD. FENCING
	CORNER CLIP AT 45° (10'X10' OFFSET)
	8' HT. BRICK THIN WALL
	6' HT. BRICK THIN WALL
	SPECIFIED DRIVEWAY LOCATION
	MASONRY REQUIRED ON SECOND STORY; REFERENCE RESIDENTIAL NEW DEVELOPMENT STANDARDS

DATE: 2021.05.03



SCALE: NTS

 PRELIMINARY PLAT

 RECORDED PLAT

**FENCING NOTES:**

1. BTW COLUMN TO BE LOCATED ENTIRELY WITHIN THE RESERVE.
2. CENTER OF BTW COLUMN IS 10" OFFSET FROM SIDE & REAR PROPERTY LINE.

