










# BRIDGELAND PARKLAND VILLAGE SECTION 51 - 50' LOTS FENCING LAYOUT

FENCING LEGEND:	
	6' HT. DOUBLE SIDED WOOD FENCE
	5' HT. TUBE STEEL STD. FENCING
	6' HT. BRICK THIN WALL
	SPECIFIED DRIVEWAY LOCATION
	MASONRY REQUIRED ON SECOND STORY; REFERENCE RESIDENTIAL NEW DEVELOPMENT STANDARDS

DATE: 09.02.2020



SCALE: NTS

-  PRELIMINARY PLAT
-  RECORDED PLAT
-  WS&D PLANS CHECKED AGAINST DRIVEWAY LOCATIONS

FENCING NOTES:  
 1. BTW COLUMN TO BE LOCATED ENTIRELY WITHIN THE RESERVE.  
 2. CENTER OF BTW COLUMN IS 10" OFFSET FROM SIDE & REAR PROPERTY LINE.

